


## UNITILE NEX-GEN 1200MMx1200MM EDGE SUPPORT RIGID GRID (ESRG) SYSTEM

### PANEL ILLUSTRATION



Category	Laminated, ESRG System
Panel size	600 x 600 mm
Core Material	Calcium Sulphate
Panel Core Thickness	28 mm
Panel Weight	18 kgs
Weight of System	56kg/m <sup>2</sup> for FFH 300mm (varies with height)
Overall Floor Height	65 mm - 2000 mm

### FEATURE BENEFITS

- ▶ Enhanced load-bearing capacity.
- ▶ Higher footprint area on pedestal head leading to enhanced stability & improved load carrying capacity.
- ▶ No overlapping of panels.
- ▶ Edge Support Design reduces the risk of damage to the panel edges during exposures to rolling and impact loads at site.
- ▶ Prevents fouling of cable tray systems with pedestals.
- ▶ Convenience of cable routing.
- ▶ Ease of post-handover maintenance for the lifecycle of the facility.
- ▶ Faster installations at site due to fewer pedestals
- ▶ Lesser obstruction to larger services running below floor (above 500 mm)

### SYSTEM DESCRIPTION

Unitile Nex-Gen is a re-engineered raised access floor system re-engineered to overcome the challenges faced in data centers and control room environments.

The system has been designed to provide a wider span for cable management during the construction and the ease of maintenance post-handover of facility.

### PANEL

Unitile Calcium Sulphate (UCS) access flooring system is manufactured using calcium sulphate core of 34 mm thickness having a very high density of natural gypsum. The panel is designed in a way it offers excellent acoustical sound deadening value, also offers a high degree of walking comfort ensuring perfect working environment. The panel also possesses electrostatic characteristics.

Non-combustible high quality alpha-hemihydrate single pressed gypsum and non-toxic unbleached cellulose fibers are used as reinforcing material. The core is manufactured using a unique technique of compressing multiple layers of natural gypsum to guarantee homogenous density across the panel and have high resistance to water absorption.

The top surface of panel fully bonded with High Pressure laminate and bottom surface of panel fully bonded with Aluminium sheet. The design incorporates a full depth ABS edge band, which while providing total encapsulation of the calcium sulphate core also protects the edge of the surface covering and resists ingress of moisture.

### PEDESTAL

Pedestals installed to support the panel shall be suitable to achieve a specific finished floor height from the existing floor level and shall be placed 1200 mm distance in both directions to form a rigid grid of 1200 x 1200 mm. The pedestal design shall confirm speedy assembly and removal for relocation and maintenance. The Pedestal head assembly shall consist of a 147 x 147 x 3mm embossed Plus shape head mechanically riveted to a 19mm dia rolled formed stud of suitable length and 2 check nuts for level adjustment and arresting vertical movement. Pedestal diameter and base plate will be as per design load and clients requirement. Pedestal base shall be permanently secured in position on the subfloor by effective glue and screw/ anchor fasteners. Pedestals shall support an axial load of 2754 Kgs without deformation.

### MAIN AND ANCILLARY RUNNERS

Main runner shall be of size 40 x 80 x 2 x 1198 mm (W x H x T x L) and secondary runner of size 40 x 80 x 2 x 1158 mm (W x H x T x L) which will form a grid of 1200 x 1200 mm. Third runner 40 x 40 x 1.2 x 550 mm (W x H x T x L) to provide a continuous support to calcium sulphate panel.

## UNITILE NEX-GEN 1200MMx1200MM EDGE SUPPORT RIGID GRID (ESRG) SYSTEM

### PRODUCT STRUCTURAL PERFORMANCE

Ultimate Concentrated Load	1837 / 18.00 kN
Uniformly Distributed Load (UDL)	1377 kg/m <sup>2</sup>
Stringer Load	102 Kgs (225 lbf)
Pedestal Axial Load Test	22 KN
Pedestal Over Turning Moment Test	113 N x Meters

### PRODUCT STRUCTURAL PERFORMANCE (As per BSEN 12825)

CLASSIFICATION	DEFLECTION	CONCENTRATED LOAD
Class A	2.5 mm	600 / 5.88 kgs / kN
Class B	3.0 mm	680 / 6.66 kgs / kN
Class C	4.0 mm	820 / 8.03 kgs / kN

### OTHER STRUCTURAL PARAMETERS

Soft body impact	Tested as per (T12.03) of MOB PF2 PS Standards
Hard body impact	Tested as per (T12.03) of MOB PF2 PS Standards
Fire Rating	Class O & Class 1, as per BS 476 Part 6 (Fire Propagation) & 7 (Surface spread of flame). Rated REI 30 as per 1366-6 under BSEN 13501-2.

### INSTALLATION TOLERANCE

Overall level before application of any load	± 1.5 mm over any 5.00 sq mt. ± 6 mm over any size of basic space.
Panel Level	+ 0.75 mm before the application of any load.
Panel Interchangeability installation and removal	Interchangeable (except for field cut panels) & replaceable in any of the four directions at 90° increments

### ELECTRICAL RESISTIVITY

As per ASTM F150/ NFPA 99 / ANSI S7.1 / CEI 61340 but modified for surface to ground. Tested at 100/500 volts:

Anti-static range	1x10 <sup>9</sup> - 2x10 <sup>10</sup> Ohms (surface to surface)
-------------------	--

### FABRICATION TOLERANCE

Floor Panel Flatness	± 0.75 mm in any direction
Floor Panel Width or Length from specified size	± 0.50mm
Floor Panel Squareness	± 0.38mm

### APPLICATIONS

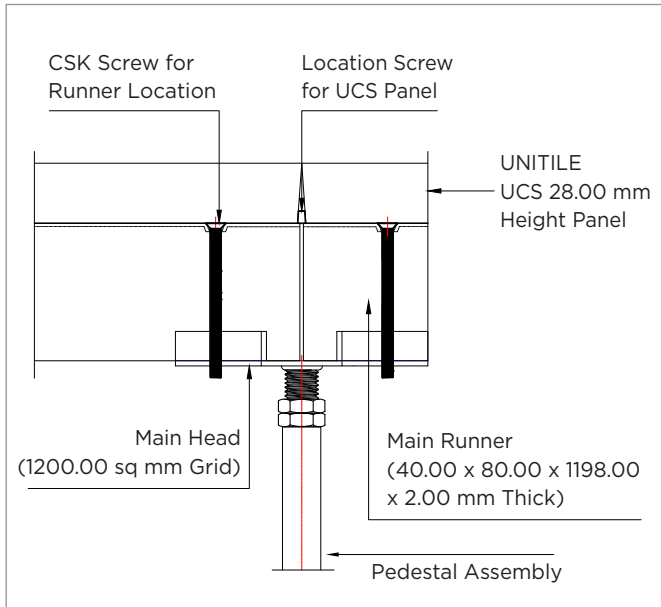
- Data Center
- Control Room

### FACTORY BONDED FINISHES

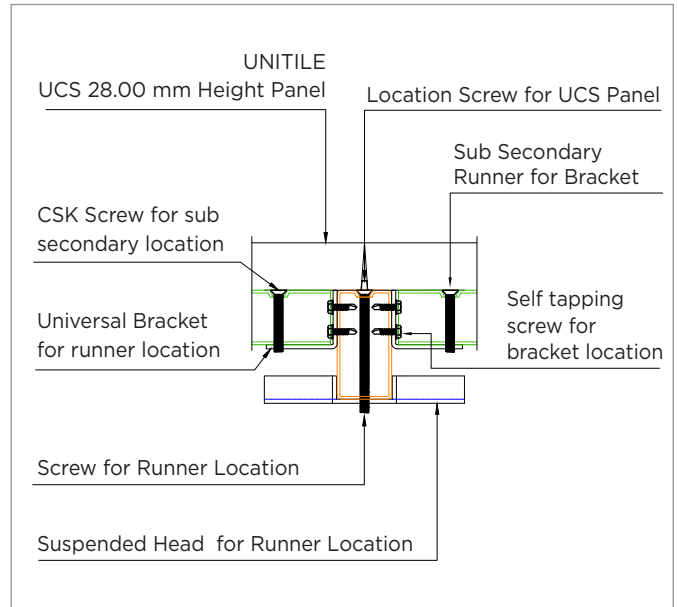
- HPL

## UNDERSTRUCTURE

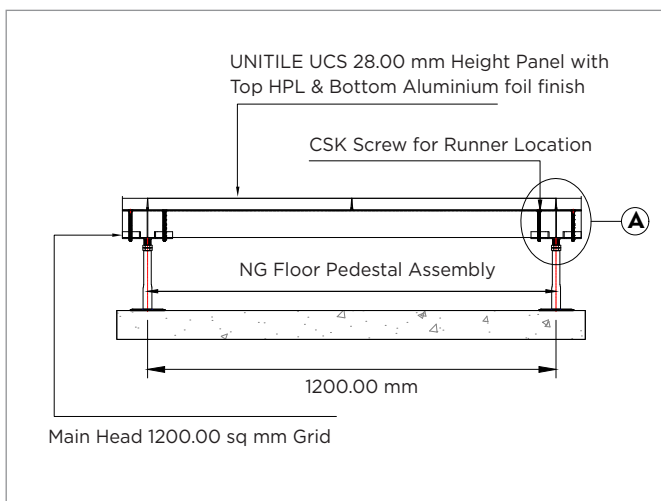
DETAILS VIEW : A



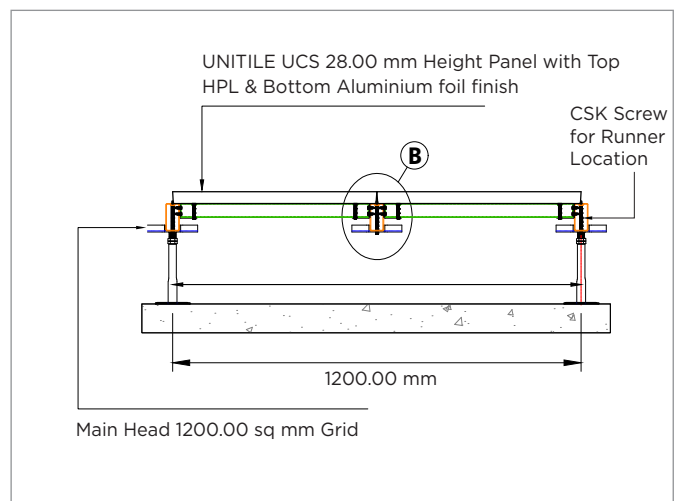
DETAILS VIEW : B



FRONT VIEW



SECTION VIEW : "B-B"



## PANEL CONSTRUCTION

